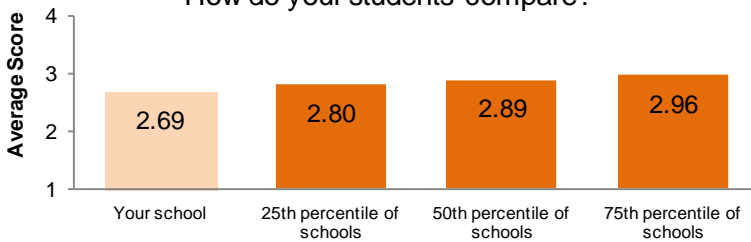


## Selected Results for Sample High School's Class of 2017

Your school was one of 53 schools, including both 38 Expanded Success Initiative (ESI) and 15 comparison schools with similar student and performance profiles, whose students participated in our 2013 ESI Student Survey. All schools work to increase their students' college and career readiness, and ESI aims for these same outcomes with a focus on Black and Latino young men.

In spring 2013, 9<sup>th</sup> grade students answered questions about themselves and their schools on topics that research shows are associated with positive development and successful learning. We selected topics for this report that focus on career and college readiness, school climate, and student perceptions of themselves. For some results, we showed scores for both your school and all 53 participating schools. For other results, we emphasized how young men and women in your school answered certain questions. The average estimated response rate of surveyed 9<sup>th</sup> graders was 76%, ranging from 54% to 99%. **Your school's estimated response rate was 83%, which included 100 young men and 50 young women.**

### Goal Driven Behavior - How do your students compare?



Note: Average score based on 7 items for which responses range from "Not at all true" [1] to "Very true" [4].

**Goal Driven Behavior** asks students about academic behaviors, including participation in study groups, researching educational options and identifying steps towards college and a career. Such behaviors have a strong association with outcomes, including academic motivation and performance.

### Educational Goals

Of your 9<sup>th</sup> graders who completed our survey....

80% have goals and plans for the future.

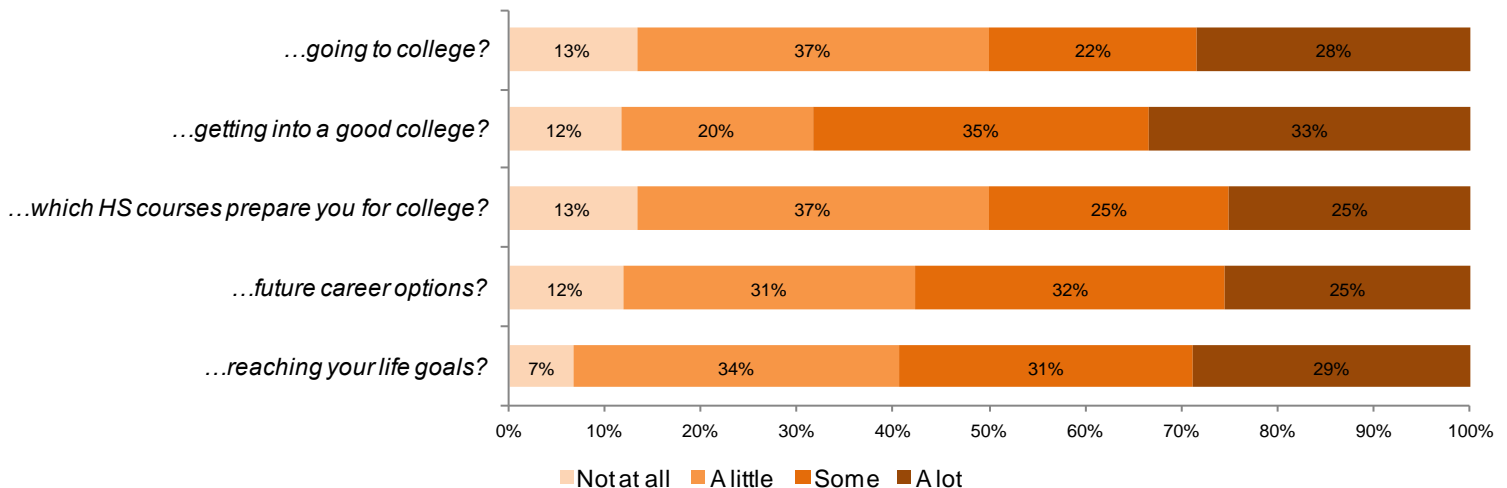
93% plan to graduate from high school.

85% plan to go to college or some other school after high school.

Note: Percentages based on students who responded "Pretty true" or "Very true."

**Conversations about College & Career** asks students about how much they talk with adults about the future. Increased mentorship and discussion of academic and career-oriented plans has been linked with long-term healthy development and educational success.

### Conversations about College & Career- How much do students in your school talk with adults about...?



# A Closer Look at School Climate & Student Development....

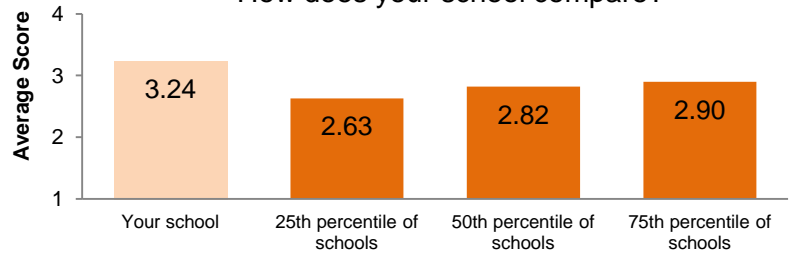
On this page we reported on school climate and students' perception of themselves, showing how young men and women responded. Sustained positive school climate promotes college and career readiness and is a protective factor associated with positive adolescent development, academic achievement, and increased student graduation rates. In accordance with ESI's comprehensive effort that focuses on Black and Latino young men, we emphasized the responses of young men's perceptions of their resilience in addition to showing average scores for young men and women, and 9<sup>th</sup> graders overall.

**Perception of Fairness and Discipline** asks students about whether school rules and punishments are fair, factors which are highly linked to school safety and a positive school climate.

**Fairness & Discipline Average Score – Do boys and girls in your school feel differently?**

Young Men: 2.93  
 Young Women: 3.53  
 9<sup>th</sup> Graders Overall: 3.24

## Perception of Fairness and Discipline- How does your school compare?



Note: Average score based on 6 items for which responses range from "Not at all true" [1] to "Very true" [4]. Higher scores indicate more fairness.

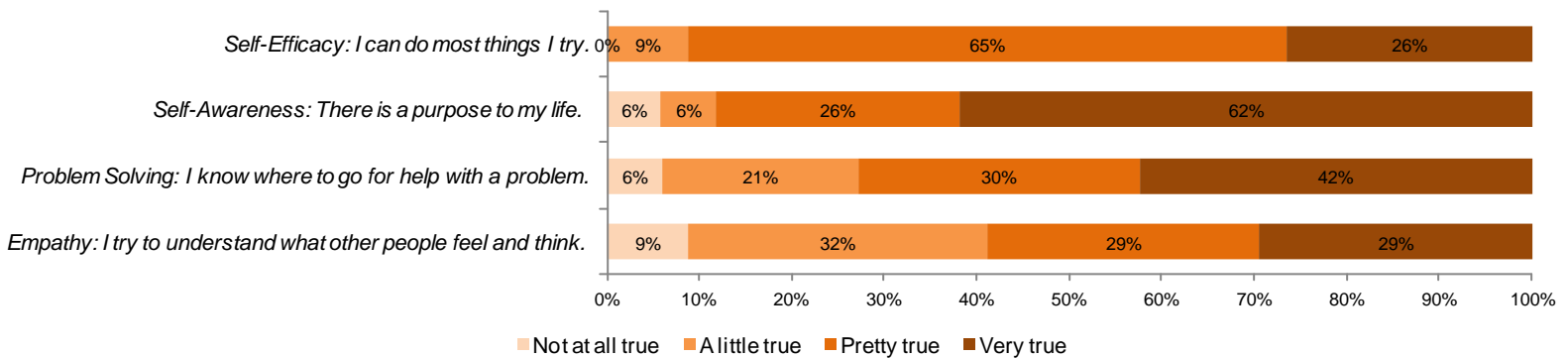
**Student's Perception of their Resilience** includes four components – empathy, problem solving, self-efficacy and self-awareness, all of which are a part of healthy human development. We show how young men in your school responded to a sample item from each component.

**Resilience Average Score - Do boys and girls in your school feel differently?**

Young Men: 2.93  
 Young Women: 3.12  
 9<sup>th</sup> Graders Overall: 3.01

Note: Average score based on 13 items for which responses range from "Not at all true" [1] to "Very true" [4].

## Young Men's Perception of their Resilience



For additional resources visit [www.esinyc.wikispaces.com/](http://www.esinyc.wikispaces.com/) or [www.ranycs.org](http://www.ranycs.org). If you have any questions about your school's report, please contact Lori Nathanson at the Research Alliance for NYC Schools (212.992.7897 or [Lori.Nathanson@nyu.edu](mailto:Lori.Nathanson@nyu.edu))